

Scaled data based on original data using
LM-79-08 Approved Method: Electrical and Photometric Measurements of Solid-
State Lighting Products

Test Report Prepared for
Cooper Lighting Solutions
(formerly Eaton)

Brand: McGRAW-EDISON

Report Number: P270150

Luminaire Tested: **GWC-AF-01-LED-E1-RW-7027-600**

Issue Date: 3/3/2020

Test Information

Test Method: LM-79-08
Report Number: P270150
TEST IS SCALED FROM IESNA LM-79-08 TEST DATA (P24166)
Test Lab: INNOVATION CENTER P2
Issue Date: 3/3/2020
Manufacturer: COOPER LIGHTING SOLUTIONS (FORMERLY EATON)
Product Line: MCGRAW-EDISON
Catalog Number: GWC-AF-01-LED-E1-RW-7027-600
Description: GALLEON WALL LUMINAIRE
(1) 70 CRI, 2700K, 615mA LIGHTSQUARE WITH 16 LEDS EACH AND RECTANGULAR WIDE OPTICS
Light Source: -
Ballast/Driver: ELECTRONIC DRIVER

Summary

Lumens per Lamp: N/A
Luminaire Lumens: 3719.8 lumens
Efficiency: N/A
Efficacy: 109.4 lumens/watt
Luminous Opening: Rectangular (W 0.5' x L: 0.5' x H: 0')
IES Classification: Type II - Medium - Full Cutoff
BUG Rating: B2 - U0 - G2

Input Watts (W): 34
Input Voltage (V): NR
Input Current (Ain): NR
Voltage Rise (V): NR
Power Factor: NR
Total Harmonic Distortion (THDi): NR
Frequency (hertz): 60
Stabilization Time: NR
Operation Time: NR
Ambient Temperature (°C): NR
Test Distance: 25 FT

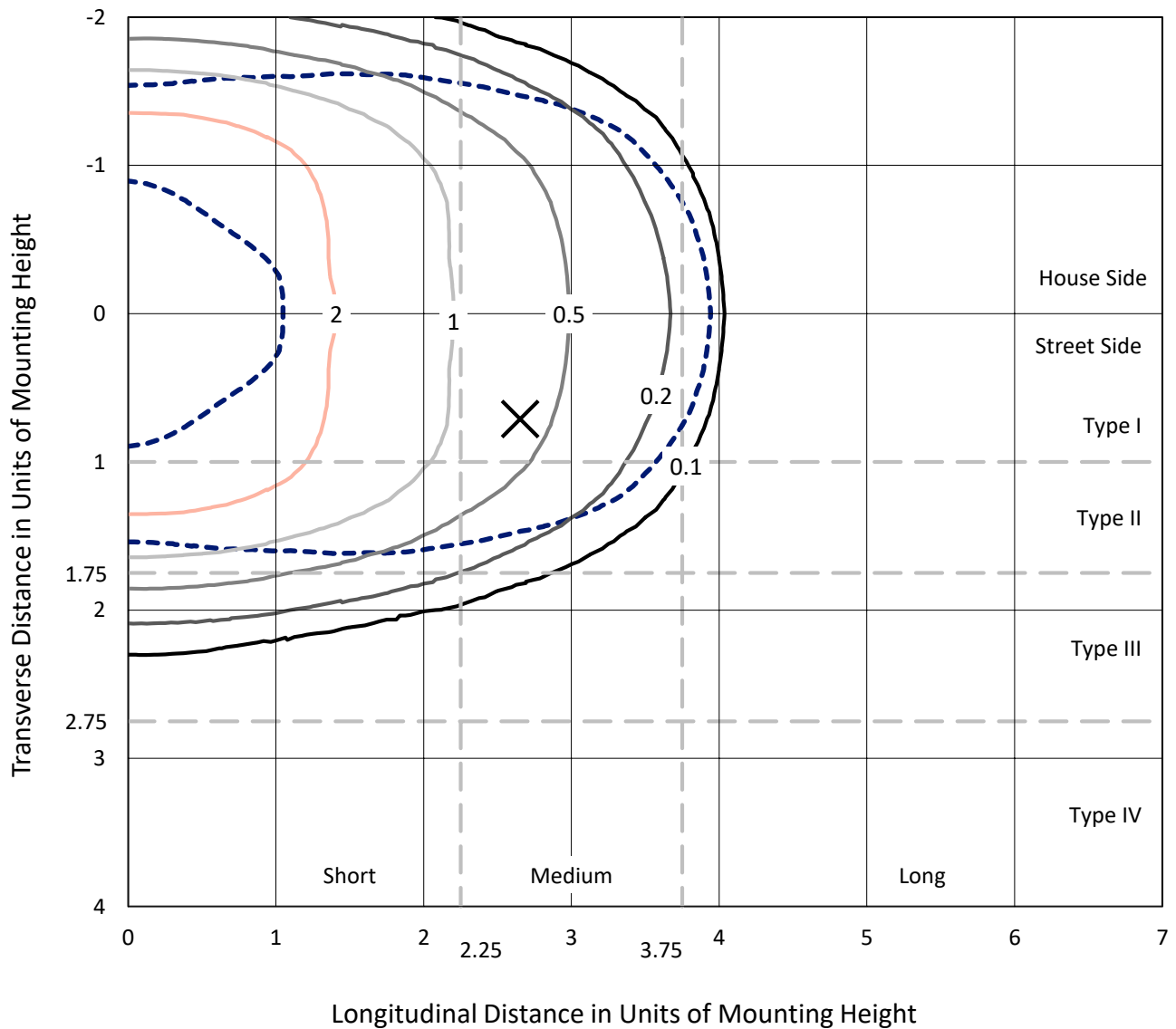


REPORT NUMBER: P270150

CATALOG NUMBER: GWC-AF-01-LED-E1-RW-7027-600

Iso-Footcandle Lines of Horizontal Illumination

× Max cd
 - - - 1/2 Max cd

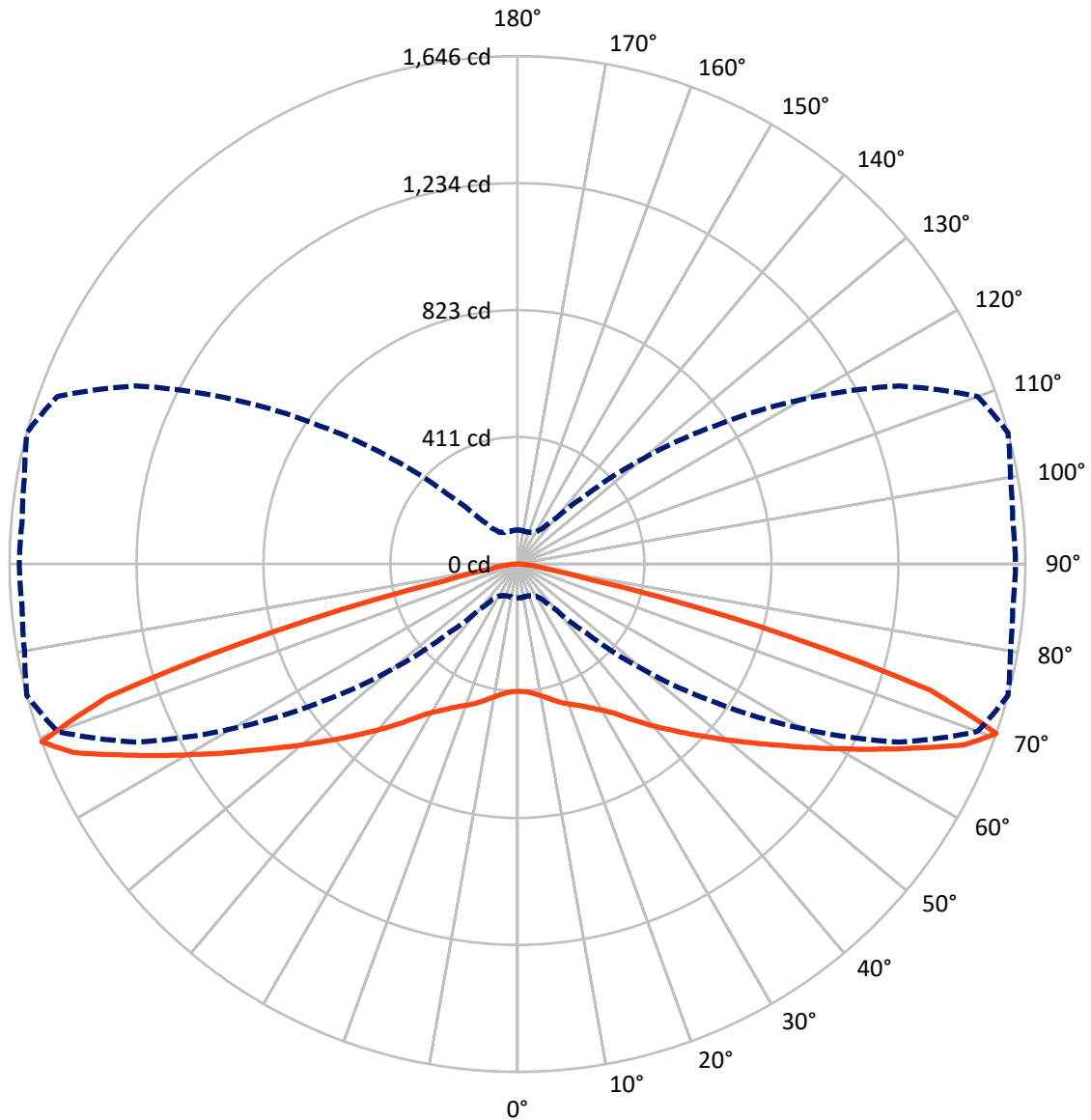


Based on 10 foot mounting height. Maximum calculated value = 4.2 fc
 Type II - Medium - Full Cutoff

REPORT NUMBER: P270150

CATALOG NUMBER: GWC-AF-01-LED-E1-RW-7027-600

Luminous Intensity Polar Plot



— Vertical Plane Through 75-Deg Lateral - - - Horizontal Cone Through 70-Deg Vertical

REPORT NUMBER: P270150

CATALOG NUMBER: GWC-AF-01-LED-E1-RW-7027-600

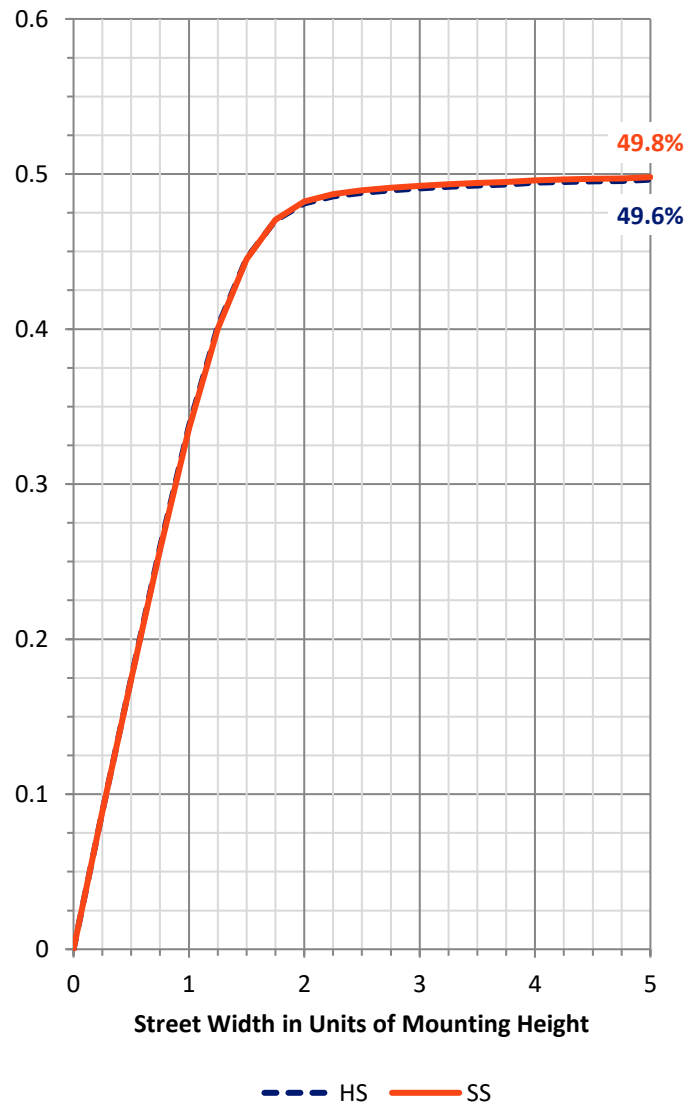
FLUX DISTRIBUTION:

		Downward	Upward	Total
House Side	Lumens	1859.9	0.0	1859.9
	% Fixture	50.0	0.0	50.0
Street Side	Lumens	1859.9	0.0	1859.9
	% Fixture	50.0	0.0	50.0
Total	Lumens	3719.8	0.0	3719.8
	% Fixture	100.0	0.0	100.0

Coefficient of Utilization

ZONAL LUMENS:

Zone	Lumens	% Fixture
0°-10°	39.6	1.1
10°-20°	123.0	3.3
20°-30°	231.4	6.2
30°-40°	409.8	11.0
40°-50°	685.3	18.4
50°-60°	955.0	25.7
60°-70°	885.6	23.8
70°-80°	353.0	9.5
80°-90°	37.1	1.0
90°-100°	0.0	0.0
100°-110°	0.0	0.0
110°-120°	0.0	0.0
120°-130°	0.0	0.0
130°-140°	0.0	0.0
140°-150°	0.0	0.0
150°-160°	0.0	0.0
160°-170°	0.0	0.0
170°-180°	0.0	0.0
0°-90°	3719.8	100.0
0°-180°	3719.8	100.0



REPORT NUMBER: P270150

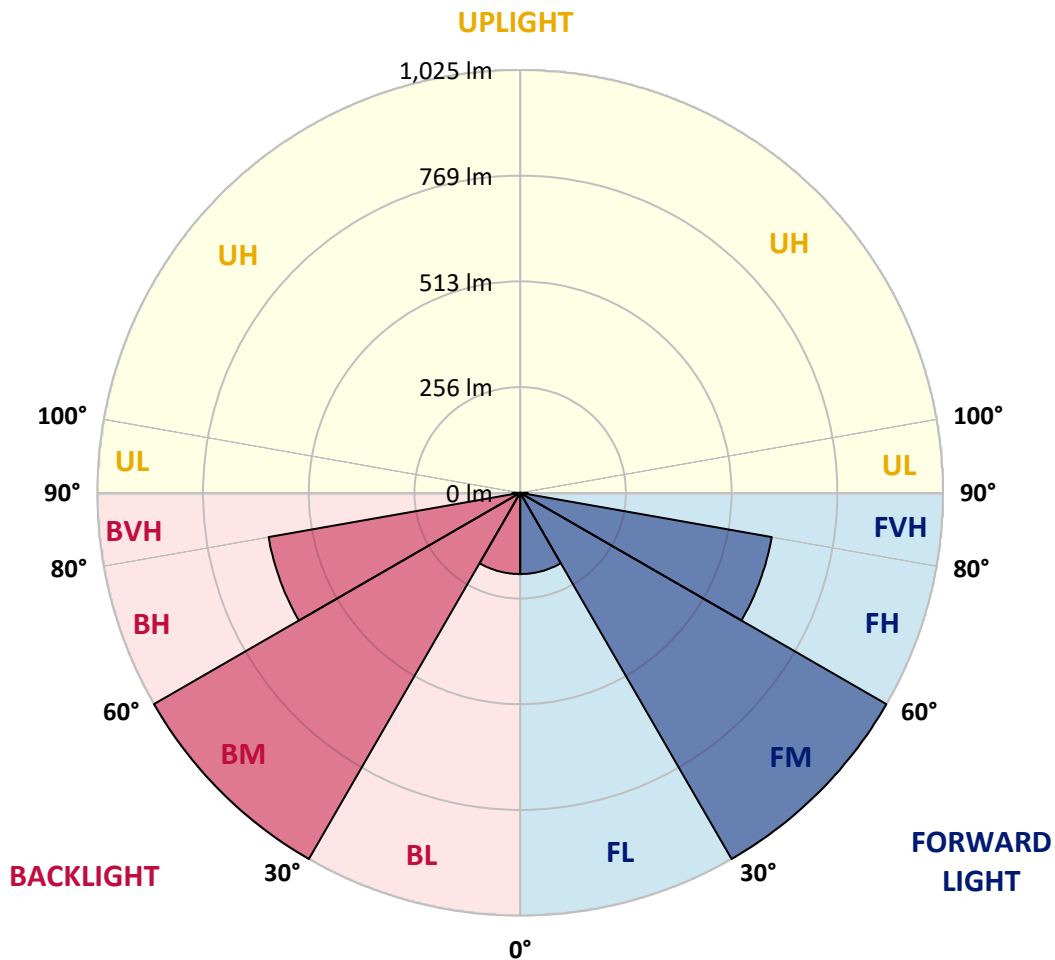
CATALOG NUMBER: GWC-AF-01-LED-E1-RW-7027-600

LUMINAIRE CLASSIFICATION SYSTEM LUMEN TABLE AND BUG RATING:

Zone	Lumens	% Fixture	Zone Rating/Lumen Limit		
			B	U	G
FL (0°-30°)	197.0	5.3			
FM (30°-60°)	1025.1	27.6			
FH (60°-80°)	619.3	16.6			G0/660
FVH (80°-90°)	18.6	0.5			G1/100
BL (0°-30°)	197.0	5.3	B1/500		
BM (30°-60°)	1025.1	27.6	B2/2500		
BH (60°-80°)	619.3	16.6	B2/1000		G2/1000
BVH (80°-90°)	18.6	0.5			G1/100
UL (90°-100°)	0.0	0.0		U0/0	
UH (100°-180°)	0.0	0.0		U0/0	

BUG Rating: B2-U0-G2

Type II Medium





REPORT NUMBER: P270150

CATALOG NUMBER: GWC-AF-01-LED-E1-RW-7027-600

CANDELA DISTRIBUTION (FULL):

	0°	5°	10°	15°	20°	25°	30°	35°	40°	45°	50°
0°	412.6	412.6	412.6	412.6	412.6	412.6	412.6	412.6	412.6	412.6	412.6
2.5°	412.0	411.6	412.0	411.8	412.1	412.1	412.4	413.1	413.1	413.7	413.5
5°	407.9	407.7	408.2	408.8	409.3	410.3	411.3	413.0	414.2	415.0	415.9
7.5°	399.9	399.9	400.6	401.9	403.1	405.5	407.9	411.1	414.2	416.9	419.1
10°	393.5	393.7	394.6	396.8	398.8	402.4	405.8	410.3	414.7	419.1	422.7
12.5°	389.5	390.1	391.8	394.9	398.4	403.1	408.2	413.9	418.9	424.2	427.8
15°	390.9	391.1	393.5	397.3	401.9	407.9	414.7	421.6	427.4	433.1	437.7
17.5°	397.7	398.2	400.9	405.2	409.9	417.1	424.4	432.2	439.4	445.6	451.5
20°	409.9	410.4	413.8	418.6	424.2	431.5	438.8	446.8	455.0	461.6	468.1
22.5°	427.4	428.2	431.5	436.1	442.5	450.2	459.0	467.7	475.4	481.5	487.3
25°	450.2	452.1	455.1	460.4	467.1	474.1	483.6	492.5	499.7	505.7	509.9
27.5°	482.6	485.3	487.5	492.6	499.1	505.7	515.3	523.1	530.1	535.7	538.9
30°	525.5	528.2	530.4	535.3	541.3	547.6	556.6	563.4	567.9	572.2	572.1
32.5°	577.5	580.3	581.3	586.6	592.6	599.4	607.6	611.4	615.0	615.5	612.4
35°	635.7	637.1	640.6	647.7	654.8	660.3	668.1	670.0	670.0	667.4	660.3
37.5°	699.5	700.4	705.3	713.3	720.4	726.3	731.5	735.4	733.5	727.8	716.0
40°	769.5	771.0	778.1	785.2	793.3	798.8	804.3	805.1	803.1	794.8	778.8
42.5°	836.3	837.7	844.8	855.8	866.3	874.0	879.3	880.2	874.1	866.5	846.7
45°	893.9	897.4	906.6	919.7	935.0	945.6	952.8	955.8	950.3	940.5	917.4
47.5°	939.3	943.0	956.1	971.4	990.6	1007.9	1019.8	1026.1	1024.7	1017.4	992.3
50°	972.8	976.3	990.3	1009.2	1031.4	1053.1	1073.5	1088.6	1093.9	1090.5	1067.5
52.5°	976.5	982.3	998.9	1024.3	1053.3	1082.7	1111.8	1137.4	1155.0	1157.5	1140.5
55°	922.6	928.4	951.2	989.0	1032.0	1080.1	1126.6	1169.9	1204.1	1221.7	1212.7
57.5°	795.3	805.7	829.9	874.1	937.2	1009.2	1083.3	1160.2	1229.9	1276.5	1285.5
60°	609.5	621.8	646.2	693.2	763.5	849.4	948.3	1061.8	1185.1	1289.8	1352.5
62.5°	391.0	402.6	428.1	469.0	526.3	619.6	725.6	860.3	1026.0	1191.4	1340.5
65°	201.0	207.2	220.7	245.4	290.2	359.7	454.8	589.3	778.7	982.7	1198.2
67.5°	127.3	128.5	131.5	135.0	146.5	170.5	214.9	298.6	454.5	667.4	919.7
70°	110.0	110.0	108.7	108.2	109.6	112.8	119.7	139.2	191.8	316.8	530.4
72.5°	100.7	99.7	97.2	95.3	95.0	95.0	96.4	99.4	107.7	129.0	207.6
75°	92.9	89.8	86.4	84.3	83.4	82.5	82.3	82.9	84.6	87.9	99.2
77.5°	83.2	79.3	75.4	73.1	72.0	70.8	69.8	68.6	67.7	68.7	73.8
80°	71.5	67.2	64.1	62.7	61.8	59.9	57.8	55.5	53.5	53.3	56.2
82.5°	57.8	52.6	52.7	53.3	51.4	48.9	46.4	44.1	40.9	39.0	40.9
85°	46.6	43.9	42.7	46.1	43.3	39.5	35.8	31.6	26.4	22.2	24.1
87.5°	18.1	18.1	27.0	41.7	37.5	30.6	26.2	22.3	14.0	10.7	10.9
90°	0.0	0.0	0.0	0.0	0.0	0.0	0.0	0.0	0.0	0.0	0.0



REPORT NUMBER: P270150

CATALOG NUMBER: GWC-AF-01-LED-E1-RW-7027-600

CANDELA DISTRIBUTION (continued):

	55°	60°	65°	70°	75°	80°	85°	90°
0°	412.6	412.6	412.6	412.6	412.6	412.6	412.6	412.6
2.5°	413.3	413.7	413.5	413.3	413.3	413.1	413.3	413.3
5°	416.5	417.4	417.4	417.7	417.7	417.9	418.2	417.9
7.5°	421.2	422.8	423.9	425.1	425.3	425.4	425.7	425.4
10°	425.9	429.1	431.5	433.7	434.8	435.0	435.5	435.5
12.5°	431.9	436.3	440.3	444.4	446.4	447.4	447.4	448.2
15°	441.7	446.2	450.9	456.3	459.8	461.5	462.0	462.0
17.5°	455.7	459.6	463.5	468.8	473.0	475.4	475.9	475.7
20°	471.9	475.6	477.9	481.2	484.8	487.5	488.1	488.1
22.5°	490.4	492.5	492.8	493.9	496.9	500.4	502.0	502.3
25°	510.6	511.2	509.9	509.9	511.8	515.1	516.6	516.9
27.5°	537.0	534.4	530.9	529.7	530.9	534.9	536.7	537.5
30°	570.0	563.6	555.5	551.1	550.4	555.5	559.0	559.6
32.5°	607.6	598.5	587.8	578.8	576.4	579.6	583.9	583.7
35°	652.2	641.3	628.4	616.9	611.7	614.8	620.8	621.4
37.5°	703.7	689.4	674.5	660.2	651.9	652.8	659.0	661.2
40°	761.3	742.8	723.9	704.6	692.9	690.5	698.3	699.5
42.5°	822.8	799.0	775.2	751.4	736.3	732.7	741.7	741.2
45°	888.3	858.2	830.4	804.0	786.0	780.7	788.2	788.2
47.5°	958.9	921.7	888.6	858.6	839.0	831.6	838.6	839.0
50°	1033.6	994.1	955.2	921.9	898.6	888.9	898.0	899.5
52.5°	1107.9	1069.4	1030.3	992.3	963.9	952.2	962.8	967.3
55°	1183.3	1145.6	1108.1	1071.0	1037.5	1023.4	1034.8	1040.5
57.5°	1262.9	1228.1	1192.3	1155.0	1122.5	1101.0	1112.8	1120.5
60°	1356.4	1326.4	1289.3	1248.0	1215.3	1193.4	1200.2	1207.1
62.5°	1430.2	1441.8	1410.2	1362.5	1320.5	1292.3	1298.9	1306.2
65°	1394.4	1513.6	1541.4	1493.2	1435.0	1391.1	1388.3	1392.1
67.5°	1165.6	1396.8	1565.3	1611.4	1562.7	1501.8	1490.6	1496.0
70°	779.6	1067.6	1365.2	1586.6	1645.5	1622.0	1610.9	1614.3
72.5°	374.5	621.8	926.2	1220.5	1399.9	1482.3	1508.6	1521.4
75°	136.9	246.9	446.4	672.7	812.1	940.0	1023.4	1057.7
77.5°	82.6	99.7	142.7	214.7	243.1	272.1	260.9	266.4
80°	61.2	69.1	78.2	87.9	91.1	91.1	87.6	84.7
82.5°	42.8	48.0	52.5	57.8	59.1	56.5	46.4	36.9
85°	27.6	30.0	31.8	35.2	34.2	32.7	22.0	19.6
87.5°	12.7	14.5	15.1	16.7	16.0	15.4	10.9	9.2
90°	0.0	0.0	0.0	0.0	0.0	0.0	0.0	0.0

(END OF REPORT)